



**TELEDYNE CORPORATE  
SOCIAL RESPONSIBILITY REPORT  
2023 SUPPLEMENT**



Teledyne Valeport has supported seagrass conservation and, since 2022, is proud to have sponsored the LIFE Recreation ReMEDIES conservation project—the largest seagrass restoration, education and innovation project in England.



# TELEDYNE CORPORATE SOCIAL RESPONSIBILITY REPORT 2023 SUPPLEMENT

Note: This Supplement updates and supplements disclosures in Teledyne’s Corporate Social Responsibility Report, last published on November 9, 2022 (2022 CSR), as supplemented on October 6, 2023 and posted on our corporate website at [www.teledyne.com](http://www.teledyne.com).

## TABLE OF CONTENTS

<b>ENVIRONMENT AND SUSTAINABILITY</b> .....	4
Our Carbon Footprint .....	4
GHG Emissions (Chart) .....	4
Energy (Chart) .....	4
Our Greenhouse Gas Emission Goal (Graph) .....	5
Total Emissions (Graph) .....	6
Waste Generation and Recycling .....	6
Water Usage (Graph) .....	7
<b>HEALTH AND SAFETY</b> .....	8
Injury and Illness Data (Chart) .....	8
<b>OUR PEOPLE</b> .....	9
Workplace Demographics (Chart) .....	9
<b>ABOUT THIS REPORT</b> .....	10



### Core Values

Corporate responsibility is part of our overall culture. Our four Core Values—Integrity, Respect, Responsibility, and Citizenship—guide the decisions we make as an organization.

Edwin Roks  
Chief Executive Officer

# ENVIRONMENT AND SUSTAINABILITY

## Our Carbon Footprint

Total Scope 1 and Scope 2 greenhouse gas (GHG) emissions for 2023 for Teledyne are set forth in the tables below.

GHG EMISSIONS		2023	SASB STANDARD	GRI STANDARD
Gross Global Scope 1 Total Emissions	Scope 1 MT CO <sub>2</sub> e	73,219	TC-SC-110.a.1	305-1, 305-2
Gross Global Scope 1 Total Emissions from Perfluorinated Compounds (PFCs)	Scope 1 MT CO <sub>2</sub> e from PFCs	53,691	TC-SC-110.a.1	
Gross Global Scope 2 Total Emissions	Scope 2 MT CO <sub>2</sub> e	57,739		
Gross Global Scope 1 and 2 Total Emissions	Scope 1 & 2 MT CO <sub>2</sub> e	130,958		

Emissions were calculated according to the methodology contained in *The Greenhouse Gas Protocol: A Corporate Accounting and Reporting Standard (GHG Protocol)*, Revised Edition, March 2004, published by the World Resources Institute and the World Business Council on Sustainable Development (WRI/WBCSD).

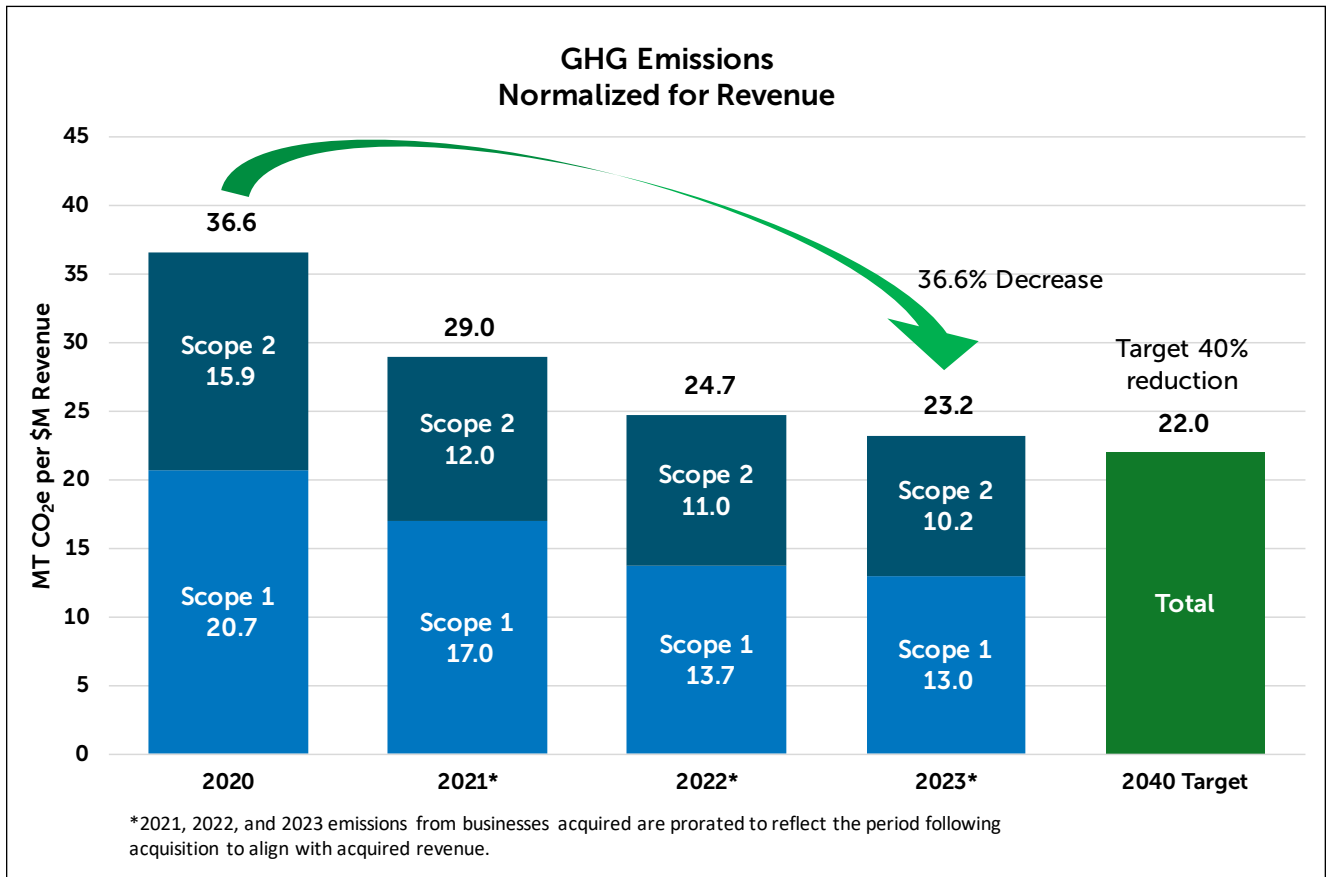
ENERGY		2023	SASB STANDARD	GRI STANDARD
Total Energy Consumed — Natural Gas	MMBTU	320,472	TC-SC-130.a.1	302-1
Total Energy Consumed — Diesel	Gallons	77,669	TC-SC-130.a.1	
Total Energy Consumed — Gasoline (Motor + Aviation)	Gallons	60,569	TC-SC-130.a.1	
Total Energy Consumed — Propane	Gallons	5,273	TC-SC-130.a.1	
Total Energy Consumed — Heat	MMBTU	4,794	TC-SC-130.a.1	
Total Energy Consumed — Electricity	kWh	270,050,345	TC-SC-130.a.1	
Total Energy Consumed	GigaJoules	1,335,157	TC-SC-130.a.1	
Percent Grid Electricity	%	100	TC-SC-130.a.1	
Percent Renewable Energy from Grid*	%	25-35	TC-SC-130.a.1	

\*Estimated based on Electricity Supplier's estimates of renewable energy delivered. Teledyne does not have Power Purchase Agreements (PPAs) or Renewable Energy Certificates (RECs).



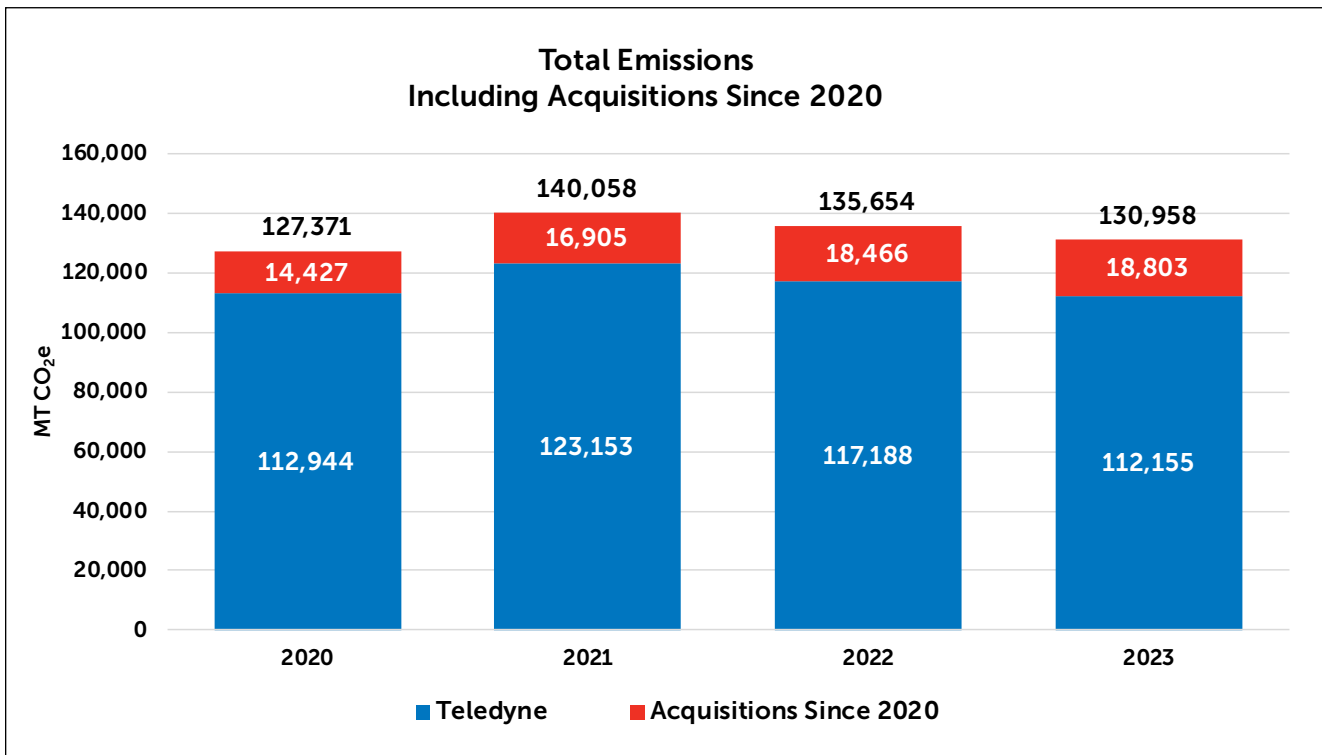
## Our Greenhouse Gas Emission Goal

In February 2022, we set a goal to reduce our Scope 1 and Scope 2 emissions in company operations, normalized for revenue, by 40% from 2020 levels by the end of fiscal year 2040, which we refer to as 40 by 40. Going forward, we will continue to evaluate our emission reduction goals. The chart below reflects our progress toward our 40 by 40 target as of the end of fiscal year 2023. For purposes of this chart and our goal, we prorated the GHG emissions of businesses we acquired in 2021, 2022, and 2023 to align with the revenue from such acquired businesses that we report in our financial statements.



# ENVIRONMENT AND SUSTAINABILITY

The chart below sets forth our GHG emissions from 2020-2023 unadjusted for revenue. The red portion of the bars show GHG emissions from businesses acquired in 2021, 2022, and 2023 for full fiscal years 2020-2023.



## Waste Generation and Recycling

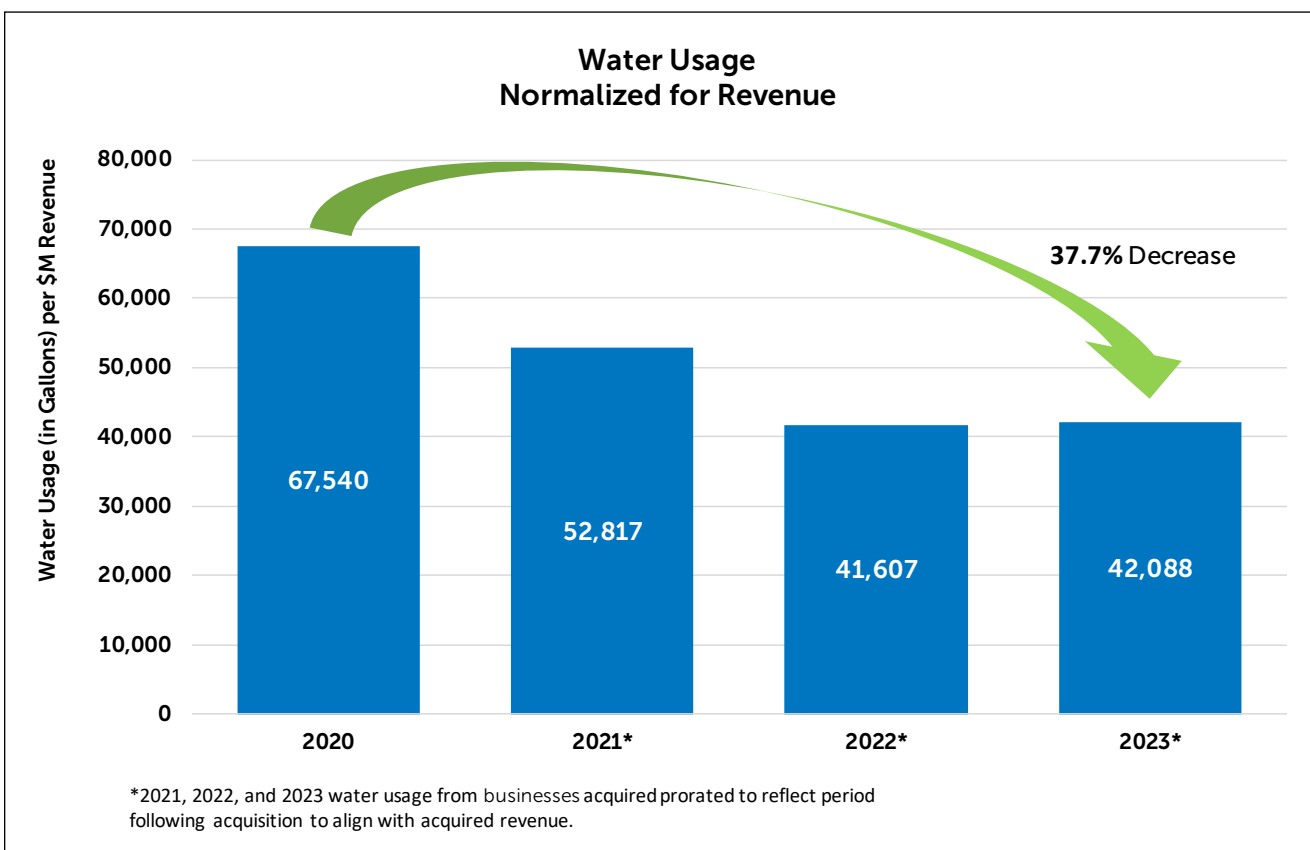
The chart to the right provides information on waste generation and recycling at Teledyne for 2023 (including businesses acquired in 2023).

2023 TELEDYNE WASTE GENERATION AND RECYCLING	
Total waste (tons)	25,619
Total % hazardous waste	3%
Total % non-hazardous waste	97%
Total % of waste recycled	42%
Total % of hazardous waste recycled	43%



## Water Usage

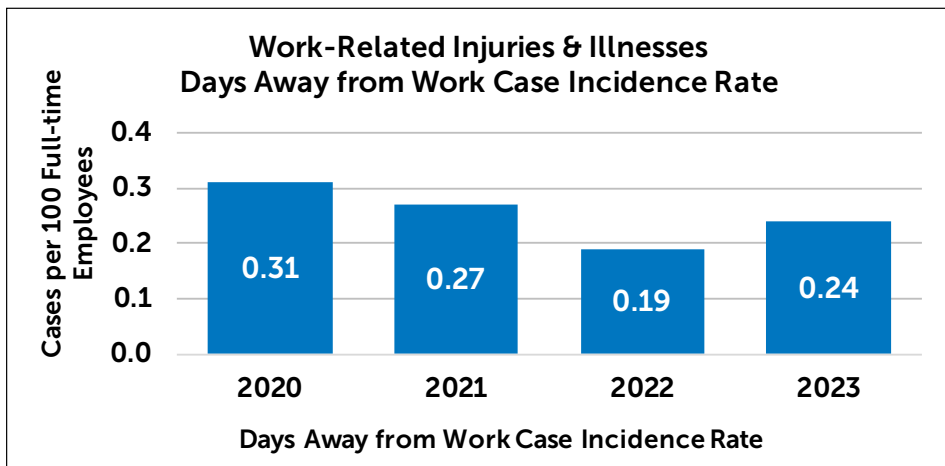
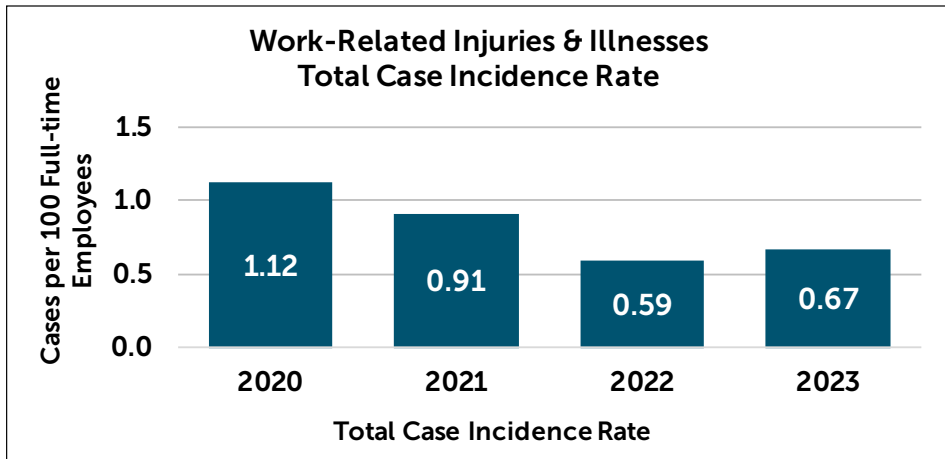
In 2023, Teledyne operating units used approximately 237 million gallons of water. The chart below sets forth water usage from 2020-2023, normalized for revenue. For purposes of this chart, we prorated water usage of businesses we acquired in 2021, 2022, and 2023 to align with the revenue from such acquired businesses that we report in our financial statements.



# HEALTH AND SAFETY

## Injury and Illness Data

The charts below set forth Teledyne's incidence rates (rates per 100 full-time employees) of all work-related injury and illness cases and work-related injury or illness cases that result in days away from work for fiscal years 2020-2023 (excluding COVID-19 related cases). Data for businesses acquired are reflected starting from the acquisition date.





# OUR PEOPLE



## Workplace Demographics

METRIC	2023
<b>EMPLOYEES*</b>	
Global Employees	14,890
% Employees in U.S.	55.0%
% Employees Outside U.S.	45.0%
% Americas	68.8%
% EMEA	28.3%
% ASIA-PAC	2.9%
<b>GENDER DIVERSITY*</b>	
% Female Employees	32.3%
% Female Senior Management	19.7%
<b>ETHNICITY (U.S. ONLY)**</b>	
White	60.3%
Asian	17.6%
Hispanic or Latino	15.1%
Black or African American	4.3%
Two or more races	1.7%
American Indian or Alaska Native	0.5%
Native Hawaiian/Other Pacific Islander	0.5%

\*Global employee and gender data is as of December 31, 2023 as reflected in Teledyne's human resources information system. Female senior management data is based on positions at director level and above.

\*\*Ethnicity data is limited to US employees and is based on US Equal Employment Opportunity Commission reporting (via an EEO-1 form), based on December 31, 2023 data. The ethnicity categories are prescribed by the EEO-1 form. Additional information on our US based workforce demographics can be found in our EEO-1 report.


# ABOUT THIS REPORT



This Supplement is dated as of October 3, 2024, and unless otherwise noted, the information in this report is as of October 3, 2024. Except as otherwise updated by this Supplement, the information in the 2022 Corporate Social Responsibility Report, as supplemented, is as of the date(s) stated in the 2022 CSR or applicable supplement.

Please note that the inclusion of information in this Supplement is not an indication that such information is necessarily material as defined under the U.S. federal securities laws and the applicable regulations thereunder.


All financial information in this Supplement is limited to continuing operations and is reported in U.S. dollars.




To preserve marine life, Passive Acoustic Monitoring (PAM) is used to detect the presence of mammals in an area to mitigate ship strikes and the impact of active sonar on wildlife. Teledyne Marine has enhanced the sensor suite of the Slocum Glider Autonomous Vehicles with the addition of a passive-acoustic multi-sensor system. This addition adds key capabilities to the versatile Slocum glider platform, resulting in many successful missions and robust data sets for optimal ocean observation and mammal monitoring.

Uncertainties are inherent in collecting data from a wide range of facilities and operations in a global company such as Teledyne. The data included in this Supplement are good faith-estimates and have not been externally audited.

This Supplement and the 2022 CSR, as supplemented, contain forward-looking statements that reflect our views about our business plans, initiatives and objectives, as of the dates indicated in the respective reports and supplements, which may change based on subsequent developments.



The Meteosat Third Generation Imager-1 (MTG-I1) first image—view of Europe, 2023. Credit: EUMETSAT/ESA



40% REDUCTION  
IN GREENHOUSE GAS  
EMISSIONS BY 2040



Astrolite PC 100 is FSC® Certified, American made paper from 100% post-consumer waste (PCW) recycled fiber that originates from the United States of America.

1049 Camino Dos Rios, Thousand Oaks, California 91360 USA  
Telephone: (805) 373-4545  
[www.teledyne.com](http://www.teledyne.com)

